

# 410HE-RS Cascade™

Rear Spud, Half-Stall, Wash-Down, Vitreous China Urinal







## Features

- Rear spud, half-stall, wall-mount, wash-down urinal with extended sides
- Complies with ADA requirements for accessibility
- High Efficiency
- 0.5\* or \*1.0 Gpf  
(when using the proper flush valve)
- Integral trap
- The Mansfield® limited lifetime warranty
- Available in White



Model 410HE-RS

## Components





Model #	Description	Codes/Standards
410HE-RS	Rear spud, half-stall, wash-down urinal. Mounting bracket included. Less flushometer. Specify color.	   

# 410HE-RS Cascade™

Rear Spud, Half-Stall, Wash-Down, Vitreous China Urinal

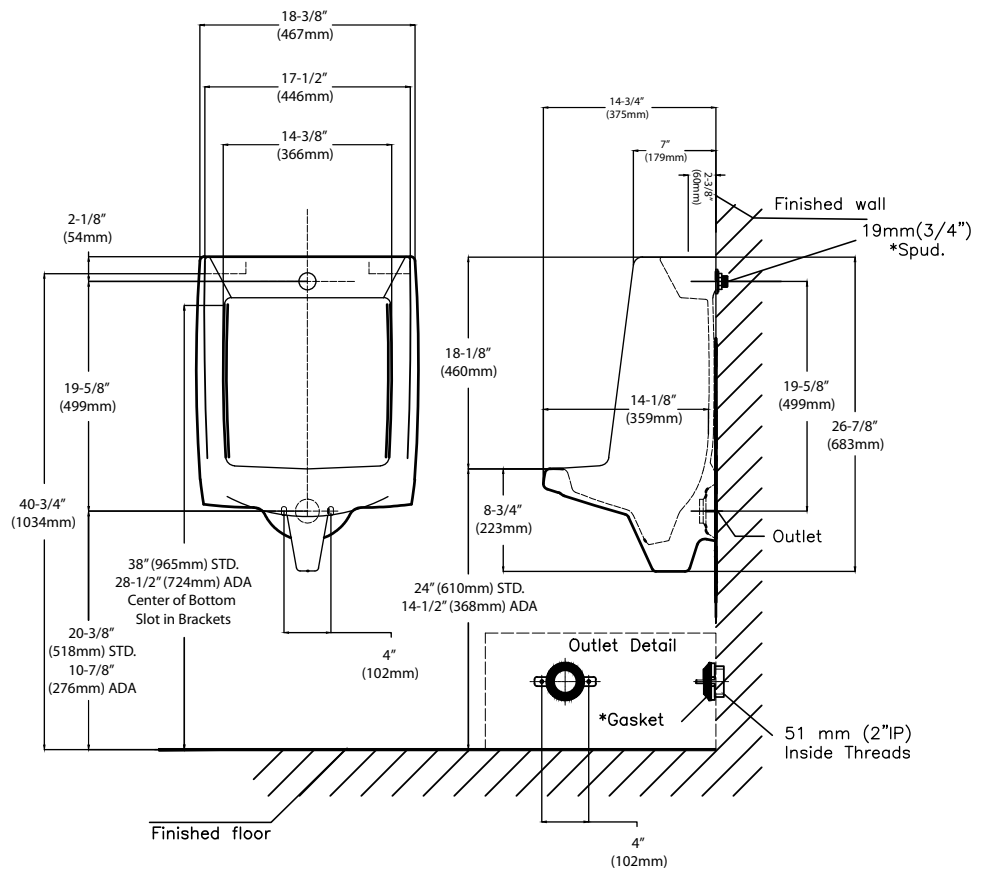


## Specifications

Model #	Description	Codes/Standards
410HE-RS	Rear Spud, Half-Stall, Wash-Down Urinal	   

Specification	Description	Specification	Description
Material	Vitreous China	Rough-in	Wall-mount
Inlet	3/4"	Shipping Weight	Model 410HE-RS - 60 lbs.
Outlet	2"	Warranty	Limited Lifetime
Water Usage	0.5 or 1.0 Gpf		

## Technical Information



See our complete line of acrylic and vitreous china bathroom fixtures, plastic tank trim and plumbing products.

These dimensions are nominal and subject to change without notice.  
 Fixture performance and specifications meet or exceed ASME A112.19.2-2008/CSA B45.1-08 standards, and other state and local codes.